

STUDY ABROAD

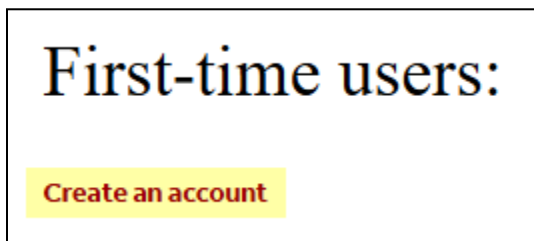
International Academic Programs



Freshman Launch Year (FLY) Application for New SBU Applicants

If you haven't applied to Stony Brook but are interested in attending this fall, our Freshman Launch Year (FLY) program application is open! The FLY program application can be submitted even after the first-year application deadline for the upcoming fall semester. The FLY program is a unique experience where students apply to Stony Brook University, and if admitted, begin their studies this fall in one of the FLY locations (Seoul, Korea; Shanghai, China; or Florence, Italy). FLY students return the following spring semester to continue their studies on campus at Stony Brook University. If you're interested in joining us this fall, you can apply to FLY today!

1. To get started, visit our [application homepage](#)
2. Begin creating an account by clicking on the "Create an account" link (highlighted below) under the "First-time users" section at the bottom of the page.



3. Fill in the account creation form fields which include "Email Address", "First Name", "Last Name," and "Birthdate." Click the "Continue" button to submit the information entered.

A screenshot of a registration form titled "Register". Below the title, it says "To register for an account, please enter the information requested below." The form contains four input fields: "Email Address" (a single wide field), "First Name" (a single wide field), "Last Name" (a single wide field), and "Birthdate" (three separate dropdown menus). A yellow "Continue" button is located at the bottom left of the form.

4. You will see a message indicating that a temporary PIN has been sent to the email address you entered during the previous step.

Please check your email to retrieve this PIN as you will need it to complete this step. If you do not receive the message in your inbox after several minutes, please check your spam or junk folder.

Enter the temporary PIN into the "Temporary PIN form field.

For security, you will need to confirm your birthdate by filling in the "Birthdate" form field.

Click the "Login" button to login to your account for the first time.

A temporary PIN has been sent to your email address. If you do not receive this message in the next few minutes, please check your junk mail folder.

Email [switch](#)

Account

Temporary PIN

Birthdate

5. You will need to set a password because this is the first time you are logging in. The password you choose will be used to login to your account going forward.

Enter a password into the "New Password" field. Be sure to follow the password requirements shown. The red "X" mark will become a green check mark as each requirement is satisfied.

Enter your chosen password again in the "New Password (again)" field to confirm it.

Finish creating your account password by clicking the "Set Password" button.

Set Password

To protect the security of your account, please specify a new password. The password must meet complexity requirements.

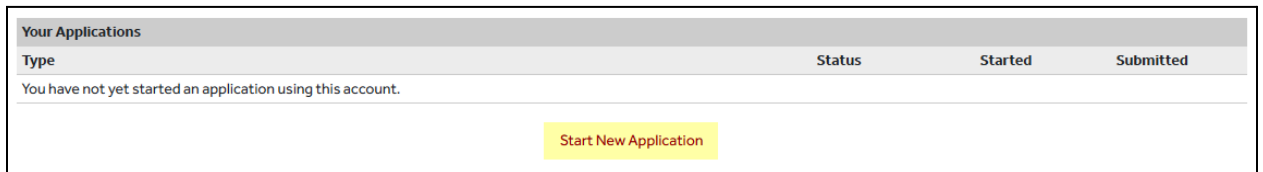
New Password

New Password (again)

- ✗ At least one letter
- ✗ At least one capital letter
- ✗ At least one number
- ✗ Be at least 12 characters
- ✗ New passwords must match

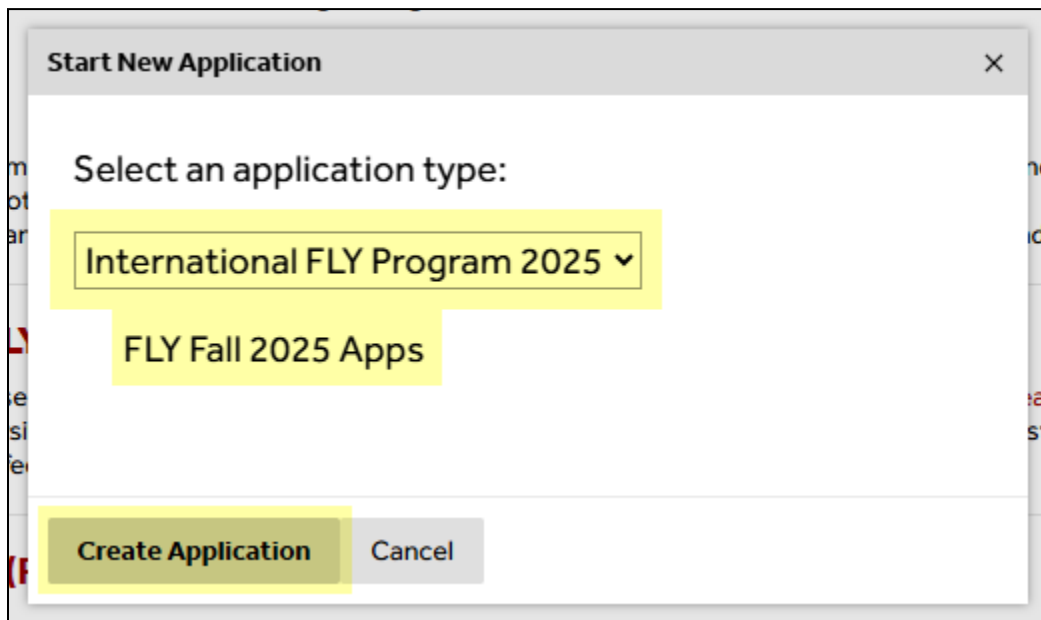
6. After setting a password, you will be returned to our application homepage where you can start your FLY program application.

To start the FLY program application click the "Start New Application" button.

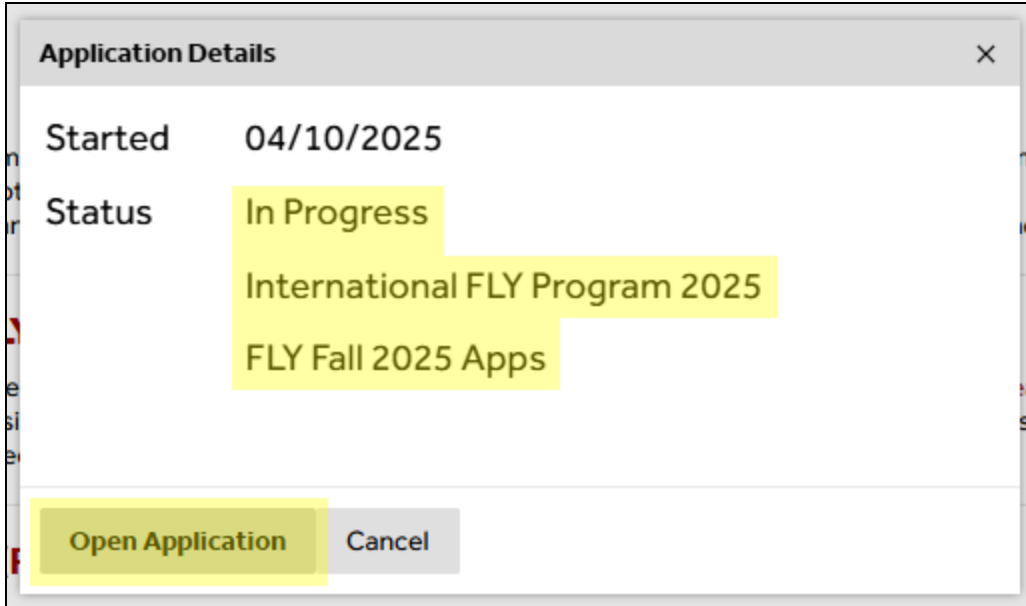


7. In the "Start New Application" pop-up that appears, select the "International FLY Program" fall semester application from the drop-down list field.

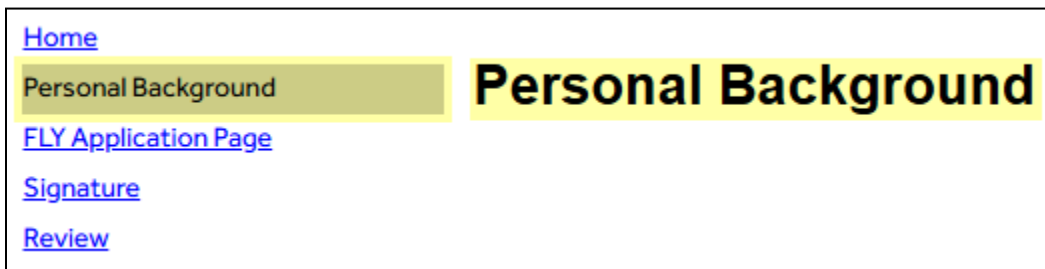
Click on the "Create Application" button to proceed.




8. The pop-up will update to display the FLY Program application as "In Progress." Click the "Open Application" button to proceed to the application.



9. Complete all of the form fields on the "Personal Background" section of the application. Click the "Continue" button to proceed to the next section.



10. Complete all of the form fields on the "FLY Application Page" section of the application. Click the "Continue" button to proceed to the next section.



11. Enter your full legal name in the signature form field on the "Signature" section of the application.

Click the "Confirm" button to sign the application.

[Home](#)
[Personal Background](#)
[FLY Application Page](#)
Signature
[Review](#)

Enter Applicant's Full Name

In place of your signature, please type your full legal name:

Confirm

12. Submit the application by clicking the "Finalize Application and Pay" button.

[Home](#)
[Personal Background](#)
[FLY Application Page](#)
[Signature](#)
Review

Review

If you are satisfied with your application and are ready to submit it, click **Finalize Application and Pay**.

Finalize Application and Pay
Save for Later

13. You will be brought to the payment page for the **\$50 application fee** for the FLY program.

Fill out your payment details and click the **"Pay Now"** button to submit your payment.

Stony Brook University

Order summary

Total (USD): 50.00

Pay with credit or debit card

Card Number

Expiration Date /

CSC
What is this?

Billing Address

First name

Last name

Country

Billing address
If your billing address is a PO Box, please enter the number first. Example: PO Box 123 would be entered as 123 PO Box.

City

State

ZIP

Email Address

Pay Now

By paying with my card, I agree to the [PayPal Privacy Statement](#).

Secure payments by PayPal

Copyright © 1999-2025 PayPal. All rights reserved.