
Students are speaking!
Teachers are quiet!

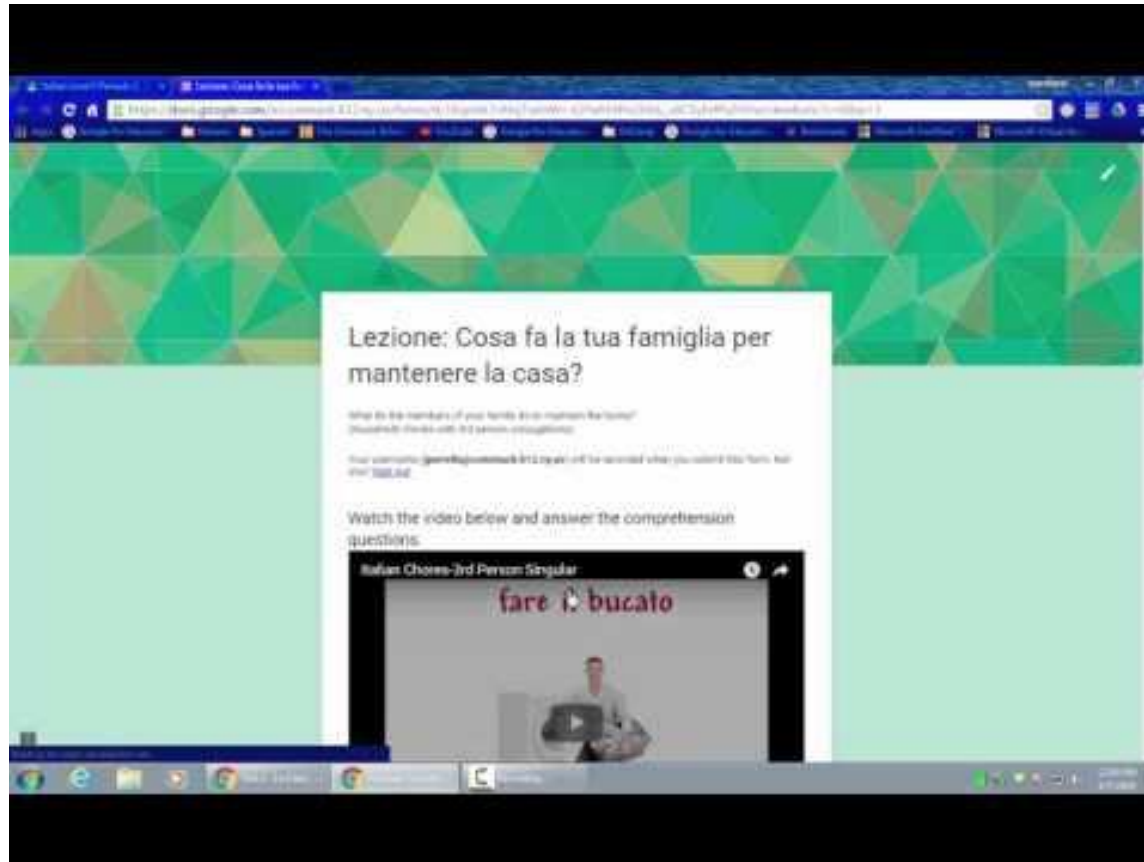
JeanMarie Perrella
Teacher of Italian and Spanish
Doctoral Candidate in Teaching, Learning and Curriculum

What is flipped learning?

Flipped Learning is a pedagogical approach in which direct instruction moves from the group learning space to the individual learning space, and the resulting group space is transformed into a dynamic, interactive learning environment where the educator guides students as they apply concepts and engage creatively in the subject matter (Flipped Learning Network, 2016).

www.flippedlearning.org

What does a flipped lesson look like?



The screenshot shows a web browser window displaying a lesson page. The page has a green geometric pattern at the top. The main content area is white and contains the following text:

Lezione: Cosa fa la tua famiglia per mantenere la casa?

What do the members of your family do to maintain the home?
(Descrivete i lavori che voi e i vostri colleghi fate.)

Your username (your first name and last name) will be recorded when you submit this form. See the URL below.

Watch the video below and answer the comprehension questions.

Reflex Chores-3rd Person Singular

fare il bucato

The video player shows a man in a white shirt standing in front of a screen that displays the text "fare il bucato". The video player interface includes a play button, a volume icon, and a full-screen icon.

After you flip a lesson, then what?



What are some of the advantages of doing flipped lessons?



What does the research say?

- Qualitative:
 - Lundgren, 2013
 - Muldrow, 2013
- Quantitative:
 - Dill, 2012
 - Guidry, Cubillos, & Pusecker, 2013
 - Kissau, McCullough & Pyke, 2010

My research project:



WORLD-READINESS STANDARDS FOR LEARNING LANGUAGES

GOAL AREAS	STANDARDS		
COMMUNICATION Communicate effectively in more than one language in order to function in a variety of situations and for multiple purposes	Interpersonal Communication: Learners interact and negotiate meaning in spoken, signed, or written conversations to share information, reactions, feelings, and opinions.	Interpretive Communication: Learners understand, interpret, and analyze what is heard, read, or viewed on a variety of topics.	Presentational Communication: Learners present information, concepts, and ideas to inform, explain, persuade, and narrate on a variety of topics using appropriate media and adapting to various audiences of listeners, readers, or viewers.

I am using flipped methods in every other unit of study (4 total) and comparing student's scores between the flipped and traditional units. Three performance measure are used at the end of each unit. These measures align with the World-Readiness Standards for Learning Languages. There is an interpersonal task (interview), an interpretive task (listening comprehension) and a presentational task (presenting after a given prompt).

Tools I use for flipping:



Camtasia:
Screencasting



Flubaroo:
Auto-grading used in
Google Forms and
Sheets



ScreenCastify:
Free screencasting



YouTube:
Broadcasting video




Google Classroom:
Class website




Remind:
Sends text/email
reminders to
students to do their
assignments

YouTube

Classroom



Google Forms:
Online assessment



Quizlet:
Audio and visual
flashcards, spelling,
games

Forms

JeanMarie Perrella

JeanMarie.Perrella@gmail.com